

Technical sheet :

MLA 1-25 H



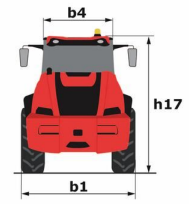
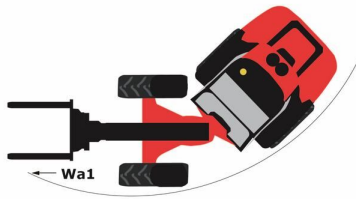
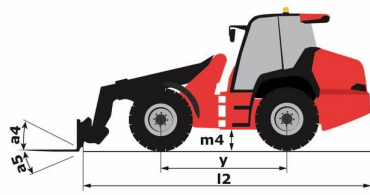
Capacities		Metric
Static tipping load with bucket (straight)		875 kg
Static tipping load with bucket (full tum)		702 kg
Static tipping load with forks (straight)		666 kg
Static tipping load with forks (full tum)		523 kg
Max. height of bucket pivot point	h35	2.71 m
Max. lifting height (below forks)	h3	2.50 m
Breakout force with bucket		1080 daN
Weight and dimensions		
Unladen weight (with forks) with 4-post canopy		1744 kg
Ground clearance	m4	0.19 m
Overall length to carriage (without hitch)	l3	2.74 m
Wheelbase	y	1.35 mm
Overall width of 4 posts canopy	b22	0.79 m
Overall width (over tyres)	b1	0.86 m
Overall height with 4 posts canopy	h38	2.19 m
Tilt-up angle	a4	40 °
Tilt-down angle	a5	45 °
External turning radius (over tyres)	Wa1	2.10 m
Articulation angle		45 °
Standard tyres		Mitas - As Farmer - 7 00 12
Engine		
Engine brand		Yanmar
Environmental norm		Stage 3A
Engine model		3TNV76
Number of cylinders / Capacity of cylinders		3 - 1100 cm ³
I.C. Engine power rating / Power (kW)		24.33 Hp / 18 kW
Max. torque / Engine rotation		65.60 Nm / 1800 rpm
Engine cooling system		2 radiators water + hydraulic oil
Transmission		
Transmission type		Hydrostatic
Number of gears (forward / reverse)		1 / 1
Max. travel speed (may vary according to applicable regulations)		13 km/h
Differential lock		Limited slip differential on front & rear axles
Parking brake		Manual
Hydraulics		
Hydraulic pump type		Gear pump
Hydraulic flow - Pressure		30 l/min / 207 bar
Drive hydraulic system pressure		320 bar
Tank capacities		
Hydraulic oil		34 l
Fuel tank		26 l
Noise and vibration		
Vibration to whole hand/arm		< 2.50 m/s ²
Miscellaneous		
Safety cab homologation		ROPS - FOPS cab (level 1)

Options / Finishing

S : Standard / O : Optional / - : Not available

	Essential
Lifting function	
Hydraulic attachment locking	O
Operator station	
Adjustable and telescopic steering column	O
Canopy	S
Motorization/Power	
Attachment hydraulic line	S
Continuous flow hydraulics	S
Self cleaning air prefilter	S
Lighting	
Complete road lighting	O

MLA 1-25 H - Dimensional drawing





Siège Social

430 rue de l'Aubinière - 44150 Ancenis Cedex - France

Tel: +33(0)2 40 09 10 11 - Fax: +33 (0)2 40 09 10 97

www.manitou.com



This brochure describes versions and configuration options for Manitou products which may be fitted with different equipment. The equipment described in this brochure may be standard, optional or not available depending on version. Manitou reserves the right to change the specifications shown and described at any time and without prior warning. The manufacturer is not liable for the specifications given. For more information, contact your Manitou dealer. Non-contractual document. Product descriptions may differ from actual products. List of specifications is not comprehensive. The logos and visual identity of the company are the property of Manitou and may not be used without authorisation. All rights reserved. The photos and diagrams contained in this brochure are provided for information only.

MANITOU BF SA - Limited company with board of directors - Share capital: 39,668,399 euros - 857 802 508 RCS Nantes